

PRESS NOTE
ON
ADVANCE ESTIMATES OF
GROSS STATE DOMESTIC PRODUCT OF CHHATTISGARH
FOR 2024-25(A)



STATE INCOME DIVISION
PLANNING, ECONOMICS AND STATISTICS DEPARTMENT
GOVERNMENT OF CHHATTISGARH

CHHATTISGARH GOVERNMENT
PLANNING, ECONOMICS, AND STATISTICS DEPARTMENT
PRESS NOTE

Important Points of “Economic Survey year 2024-25”, Gross State Domestic Product (GSDP) Advance estimate for 2024-25

During the Assembly Budget Session, the "Economic Survey Year 2024-25" of Chhattisgarh was presented. This publication highlights the state's quick estimate of Gross State Domestic Product (GSDP) for 2023-24 and the advance estimate for 2024-25, as outlined in Tables 1 and 2. Additionally, it provides a critical analysis of economic progress, the socio-economic situation, key influencing factors, and various state government schemes.

1. Gross State Domestic Product (GSDP) Prospects of Progress in the Year 2024-25

1.1 At constant prices (base year 2011-12), The Advance Estimates of Gross State Domestic Product (GSDP) for the year 2024-25 is projected to increase from Rs. 3,06,712 crore in 2023-24 to Rs. 3,29,752 crore, reflecting a growth of 7.51% compared to the previous year.

The Agriculture and allied sector is expected to rise from Rs. 48,987 crore in 2023-24 to Rs. 51,621 crore in 2024-25, marking an increase of 5.38%. Similarly, the Industry sector is estimated to grow from Rs. 1,37,649 crore to Rs. 1,47,172 crore in 2024-25, showing a growth rate of 6.92 % . The Services sector is projected to expand from Rs. 99,925 crore in 2023-24 to Rs. 1,08,461 crore in 2024-25, reflecting an increase of 8.54%.

1.2 At Current prices:- As per advance estimates, the Gross State Domestic Product (GSDP at Market Prices) for the year 2024-25 is projected to increase from Rs. 5,12,107 crore in 2023-24 to Rs. 5,67,880 crore, reflecting a growth of 10.89% compared to the previous year.

The Agriculture and allied sector is expected to rise from Rs. 97,958 crore in 2023-24 to Rs. 1,07,038 crore in 2024-25, marking an increase of 9.27% . Similarly, the Industry sector is estimated to grow from Rs. 2,12,306 crore to Rs. 2,31,871 crore in 2024-25, showing a growth rate of 9.22% . The Services sector is projected to expand from Rs. 1,71,335 crore in 2023-24 to Rs. 1,94,346 crore in 2024-25, reflecting an increase of 13.43% .

2. Gross State Domestic Product (GSDP) Prospects of Progress in the Year 2023-24 (Quick)

2.1 At constant prices (base year 2011-12):- According to the quick estimate of the state's Gross State Domestic Product (GSDP) at constant prices there was a 7.31% increase in 2023-24 compared to 2022-23. This growth includes a 3.03% rise in the Agriculture and allied sectors (comprising agriculture, animal husbandry, fisheries, and forestry), a 4.87% increase in the Industry sector (including construction, manufacturing, mining and quarrying, electricity, gas, and water supply), and a 10.43% growth in the Service sector.

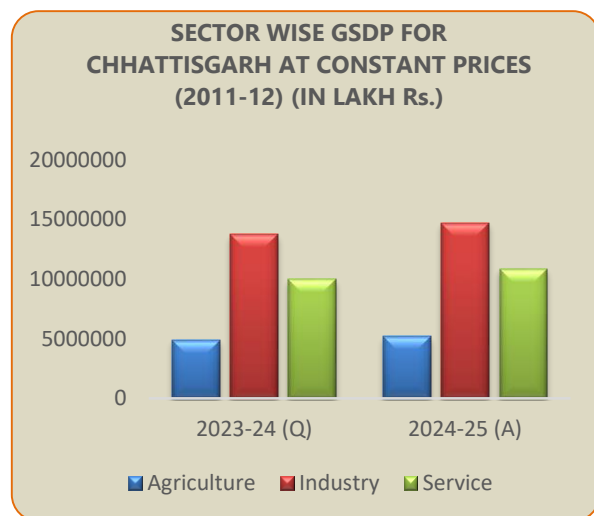
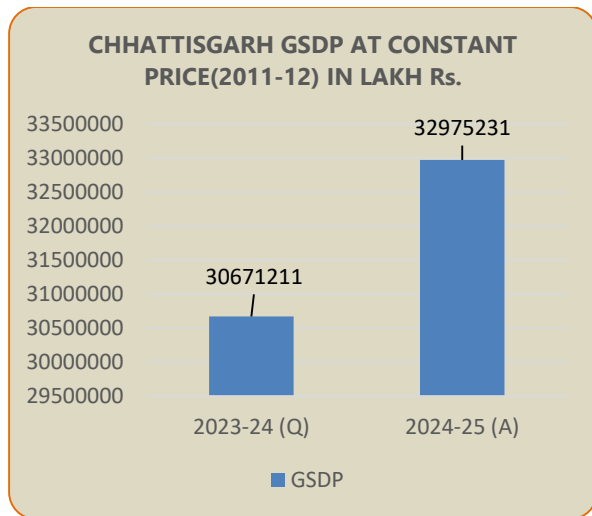
2.2 At Current prices:- According to the quick estimate of the state's Gross Domestic Product (GSDP) at current prices, 11.60% increase is estimated in 2023-24 compared to 2022-23. This includes an 8.71% rise in the Agriculture and allied sectors (comprising agriculture, animal husbandry, fisheries, and forestry), a 10.16% increase in the Industry sector (including construction, manufacturing, mining and quarrying, electricity, gas, and water supply), and a 13.57% growth in the Service sector.

Table:- (1) Chhattisgarh State Gross Domestic Product at Constant Prices (2011-12)

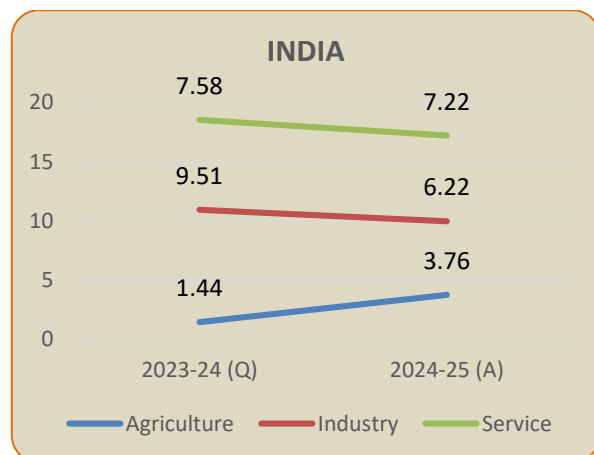
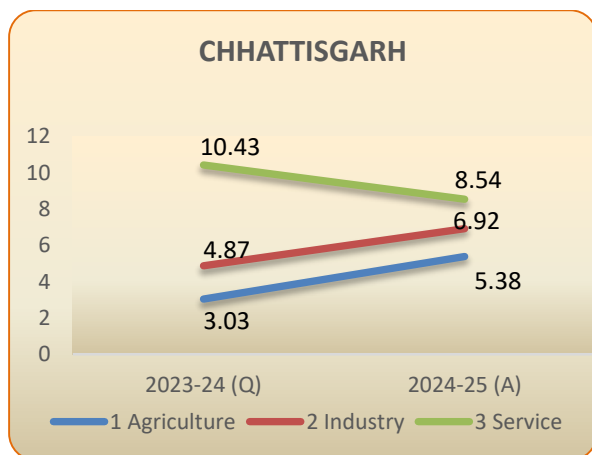
(In lakh Rs.)

SN	Sector	2022-23(P)	2023-24 (Q)	2024-25 (A)	Percentage Change over Previous year	
					2023-24 (Q)	2024-25 (A)
1.	Agriculture	4754832	4898742	5162082	3.03	5.38
2.	Industry	13126207	13764902	14717167	4.87	6.92
3.	Services	9048446	9992493	10846132	10.43	8.54
4.	Gross State Value Added(at Basic prices)	26929485	28656137	30725381	6.41	7.22
5.	Product taxes-Product subsidies	1652212	2015074	2249850	-	-
6.	Gross State domestic product (at market prices)	28581697	30671211	32975231	7.31	7.51

(P)= Provisional, (Q)= Quick, (A)= Advance



Sector-wise Percentage Growth Compared to the Previous Year at Constant Prices (2011-12)



Sector-wise Contribution Percentage to Gross Domestic Product (at Constant Prices 2011-12) for the Year 2024-25 (Advanced Estimates)

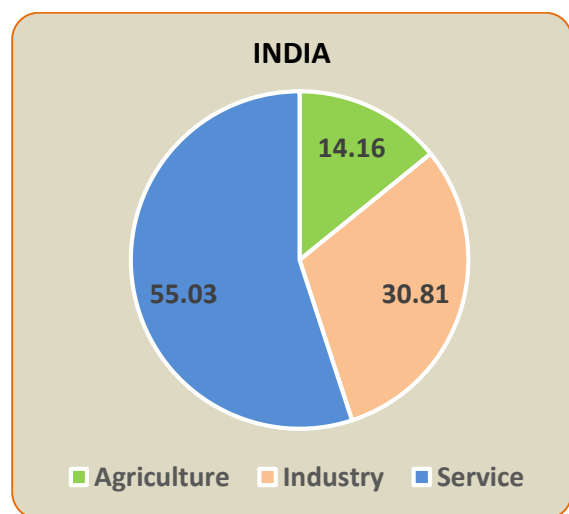
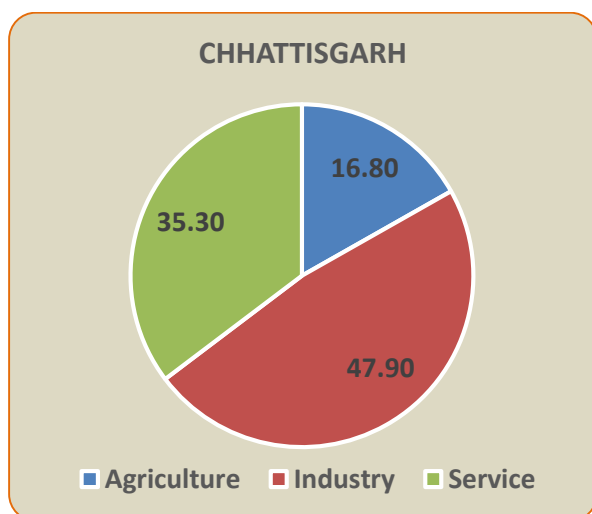
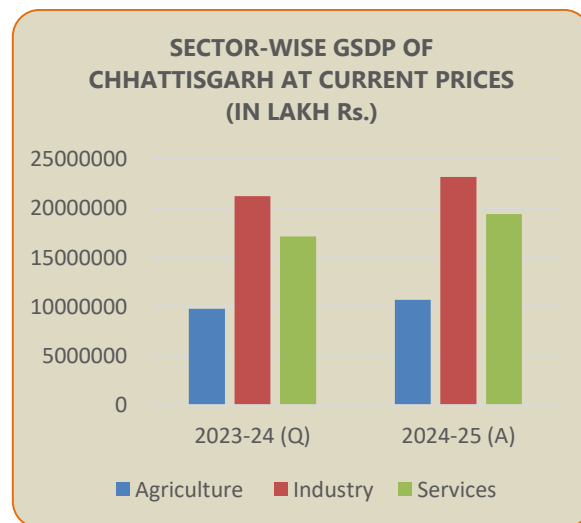
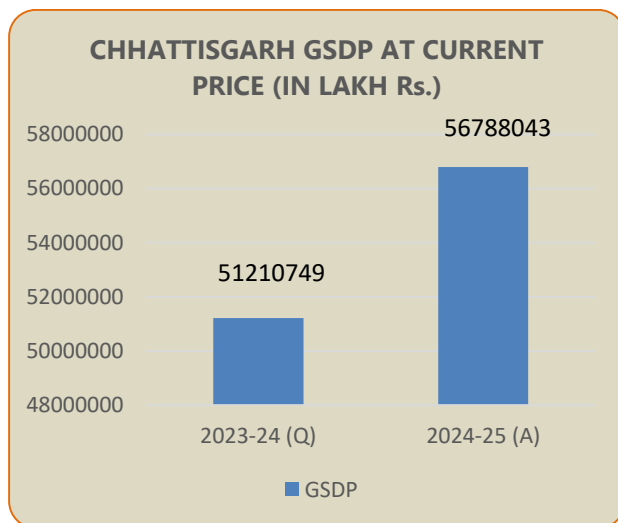


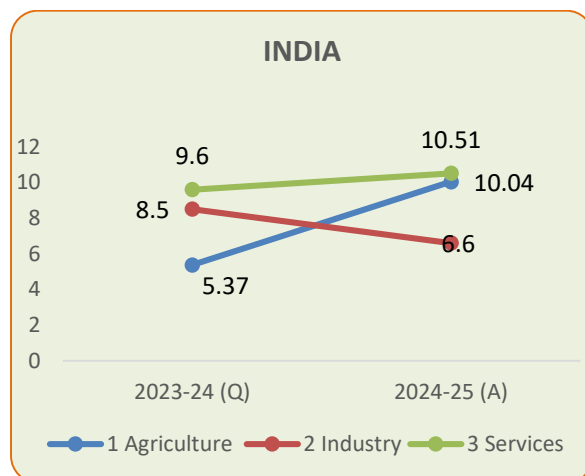
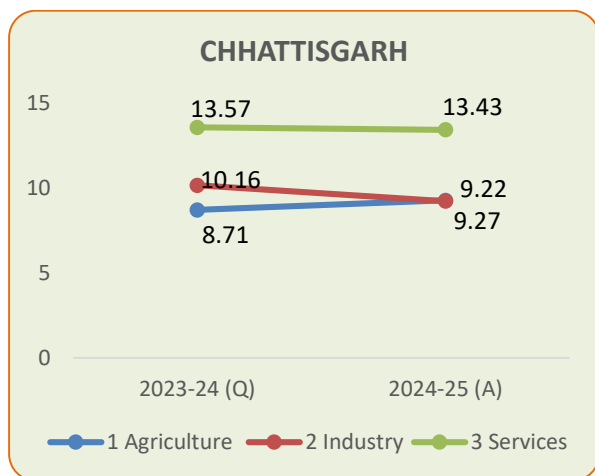
Table:- (2) Gross State Domestic Product of Chhattisgarh at Current Prices**(In lakh Rs.)**

S N	Sector	2022-23(P)	2023-24 (Q)	2024-25 (A)	Percentage Change over Previous year	
					2023-24 (Q)	2024-25 (A)
1.	Agriculture	9010786	9795829	10703835	8.71	9.27
2.	Industry	19272353	21230564	23187128	10.16	9.22
3.	Services	15086369	17133534	19434560	13.57	13.43
4.	Gross State Value Added(Basic prices)	43369508	48159927	53325523	11.05	10.73
5.	Product taxes- Product subsidies	2519624	3050822	3462520	-	-
6.	Gross State domestic product (at market prices)	45889132	51210749	56788043	11.60	10.89

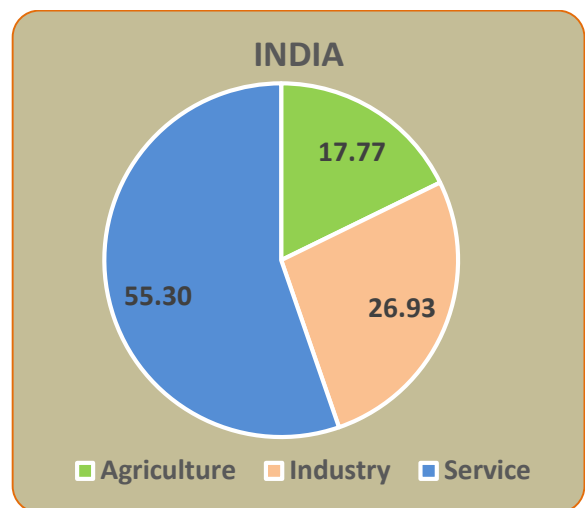
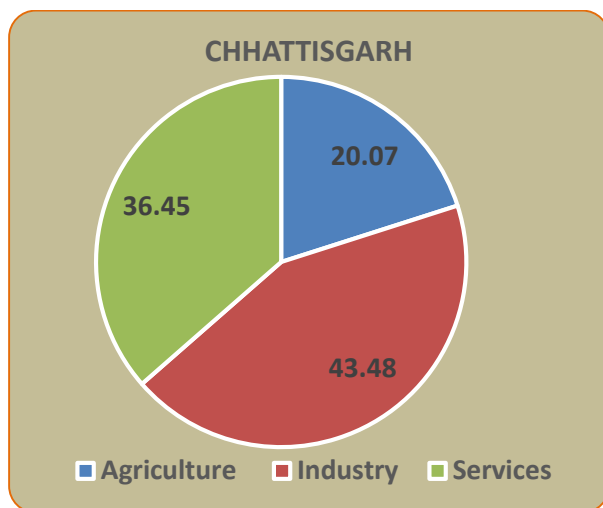
(P)= Provisional, (Q)= Quick, (A)= Advance



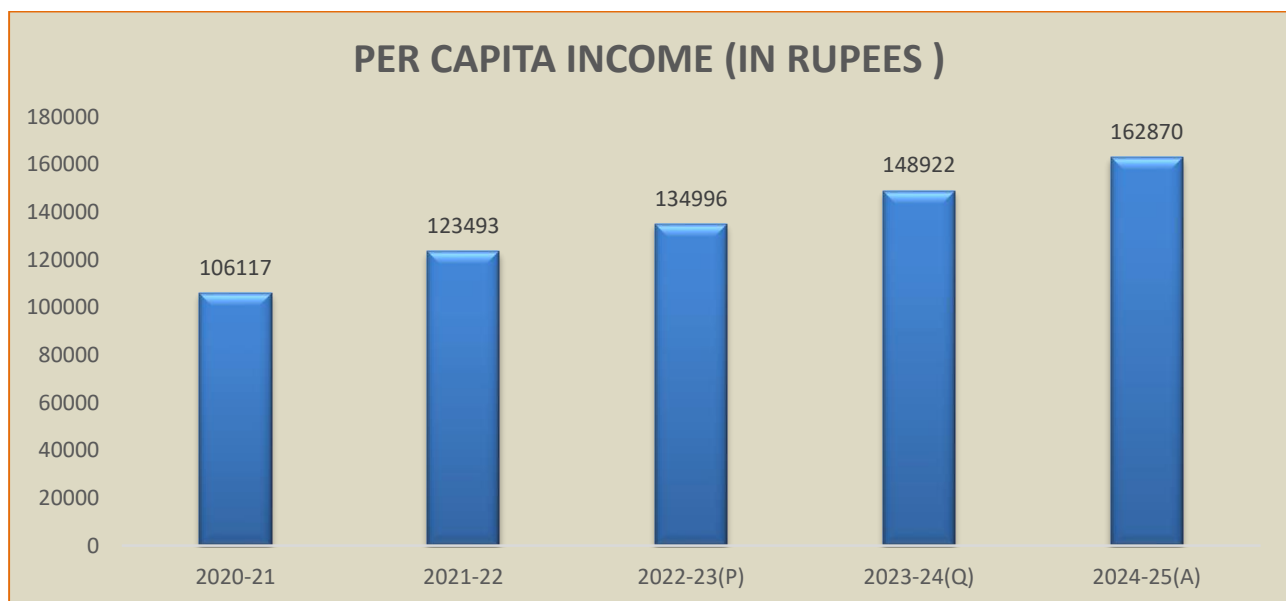
Sector -wise Percentage Growth Compared to the Previous Year at Current Prices



Sector-wise Contribution Percentage to Gross Domestic Product (at Current Prices) for the Year 2024-25 (Advance Estimates)"



3. Per Capita Income (Net State Domestic Product per capita at current prices):- Per Capita Income is estimated to increase from Rs. 1,48,922 (one lakh forty-eight thousand nine hundred twenty-two) as per the quick estimates for 2023-24 to Rs. 1,62,870 (one lakh sixty-two thousand eight hundred seventy) in the advance estimates for 2024-25, it's reflecting a 9.37% increase compared to the previous year.



(P)= Provisional, (Q)= Quick, (A)= Advance